

NOVA 15-40-B4 P30 LW


Inrunner BLDC motor with closed housing

Overview

The NOVA 15 Light-Weight ("LW") is from our family of super rugged inrunner BLDC motors and has been specifically designed for the most demanding applications, including uncrewed systems and aerospace.

Features

- Super robust housing for mission critical applications in the harshest environments
- Best power-to-weight-to-robustness ratio in its class
- Position and temperature sensors included in standard
- Optimized shaft for Plettenberg propeller coupling



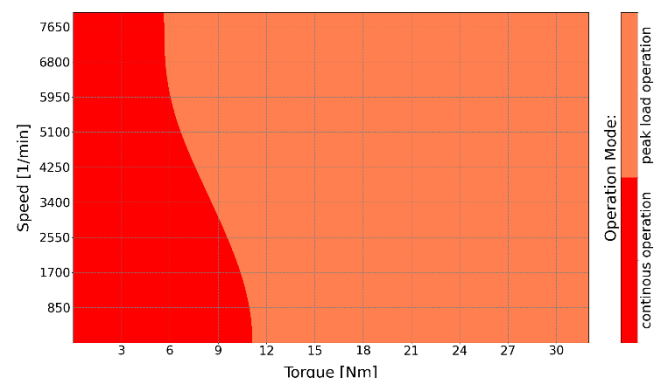
Specifications

| | | |
|--|---|-------|
| Peak output power | 12 | kW |
| Peak torque ¹ | 32 | Nm |
| Max. speed | 8,000 | rpm |
| Voltage range | 15-60 | V |
| Speed constant (kV) | 125 | rpm/V |
| Diameter | 138 | mm |
| Length | 80 | mm |
| Weight | 2,400 | g |
| Phase cable length | 100 | mm |
| Sensor cable length | 400 | mm |
| Protection class | IP54 | |
| Mounting | Front & back | |
| Cooling | Air cooled | |
| Ambient Temperature range | -20 to +60 | °C |
| Max. temperature of stator (as measured by sensor) | +100 | °C |
| Position sensor types | Hall effect sensor with UVW-commutation signals | |
| Temperature sensor | NTC 47 kΩ | |
| Number of poles | 30 | |
| Number of windings | 4 | |
| Peak thrust | 60 kg with 40x13.3" prop | |

Complementary Products

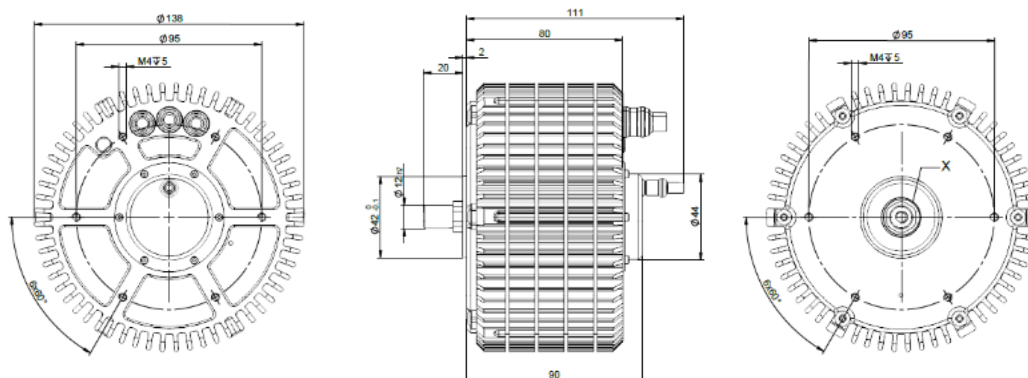
- Plettenberg propeller coupling: PC LW 6K 12mm
- Plettenberg ESCs: MST 60-260, MST 60-290, MST 80-240
- Plettenberg gold connectors: GC6-00 / GC6-90

Heatmap



Notes:

¹ With sensor-guided ESC



Plettenberg Elektromotoren GmbH & Co. KG
 Rostocker Straße 30
 34225 Baunatal, Germany
 T: +49 (0) 56 01 97 96-0
 www.plettenbergmotors.com / sales@plettenbergmotors.com
 © 2024 Plettenberg Elektromotoren GmbH & Co. KG. All rights reserved.

